

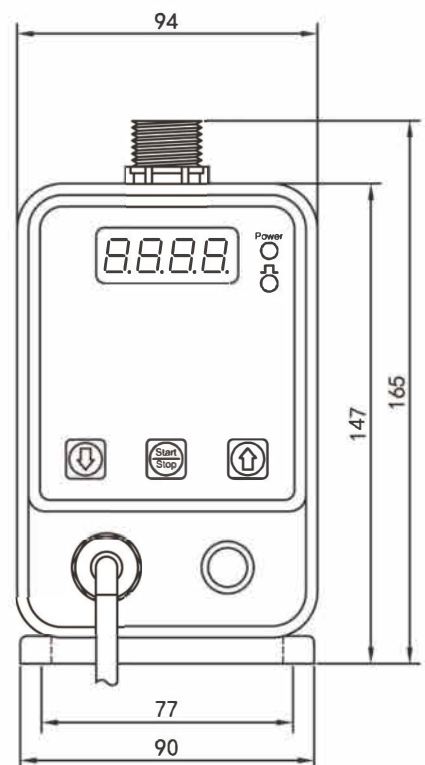
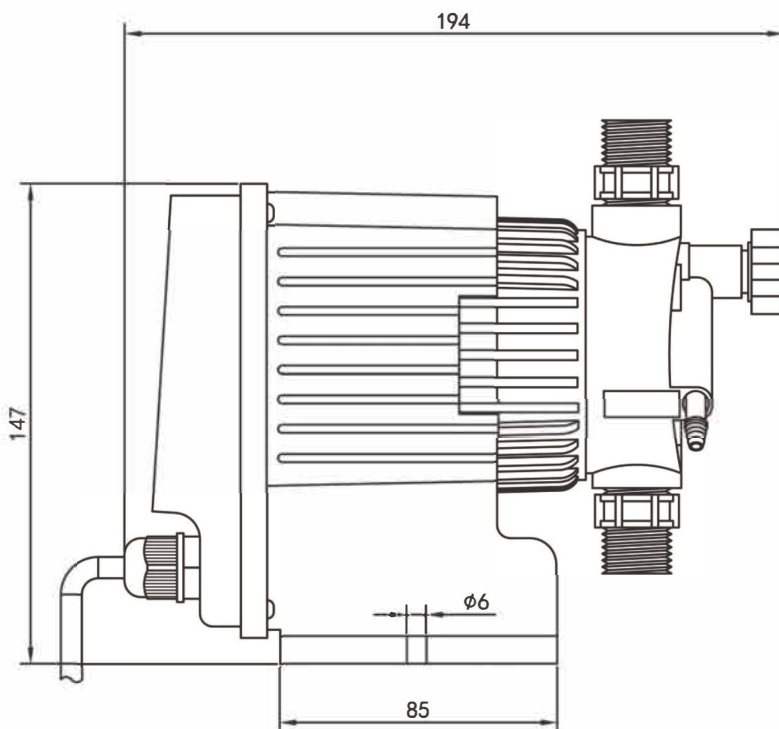
Product Advantages and characteristics:

- Optimal raw materials, high strength, corrosion resistance.
- LED digital tube display, intuitive and convenient to use.
- The valve seat is made of PTFE precision processing, which is more corrosion-resistant.
- Optimized structure design, simple and clear operation.

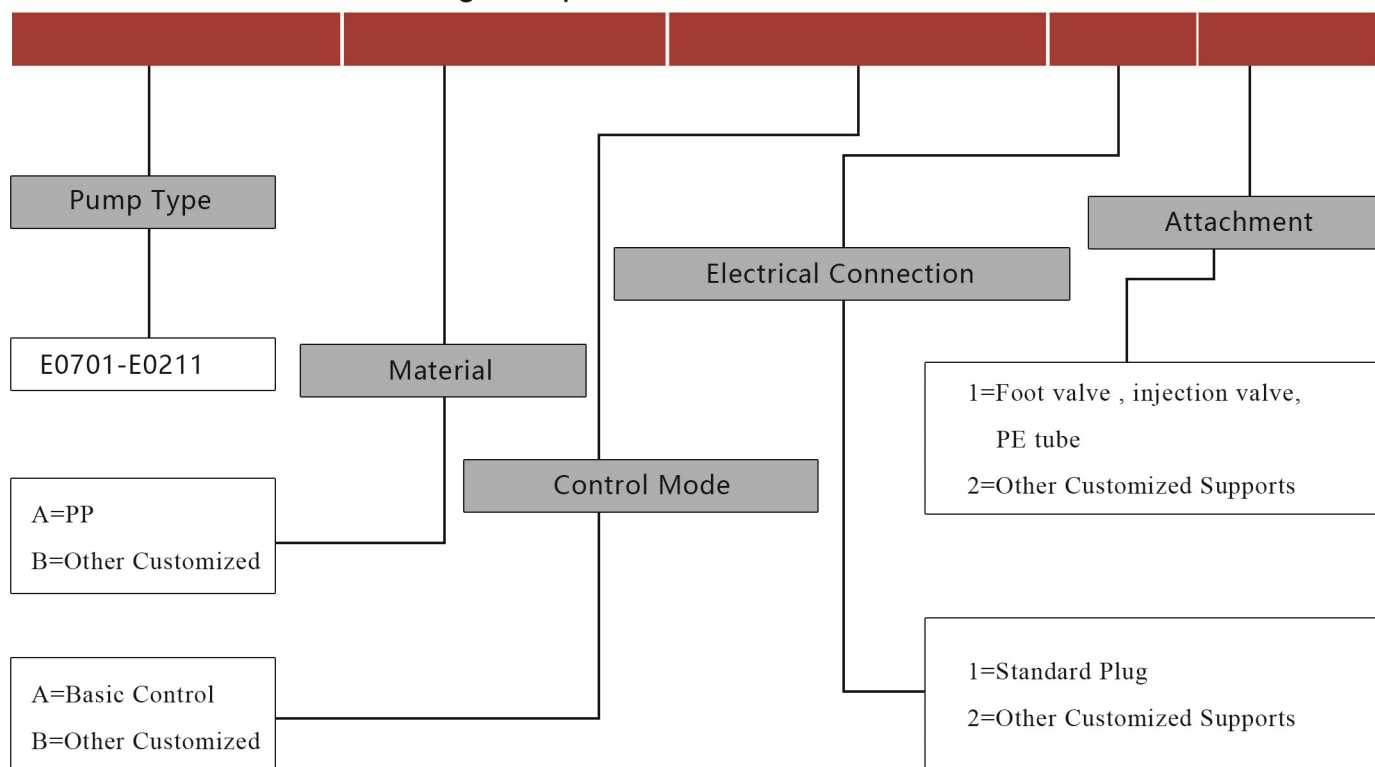


Dimension Drawing

unit: mm



E Series Electronic Metering Pump



Technical Data

Model	Pressure (Bar)	Flow (L/H)	Power (W)	Connection Size
E0701	7	1	24	6*4mm
E0702	7	2	24	6*4mm
E0703	7	3	24	6*4mm
E0704	7	4	24	6*4mm
E0506	5	6	24	6*4mm
E0309	3	9	24	6*4mm
E0211	1.5	11	24	6*4mm

Liquid Ends Material

Component	Standard	Optional
Pumphead	PP	—
Diaphragm	PTFE	—
Valve body	PP	—
Valve ball	Ceramics	PTFE
Valve seat	PTFE	—
Valve spring	Hastelloy	—
Seals	FPM	EPDM